





TPD-430 / TPD-430-EU

Quick Start Guide Version 1.0.1

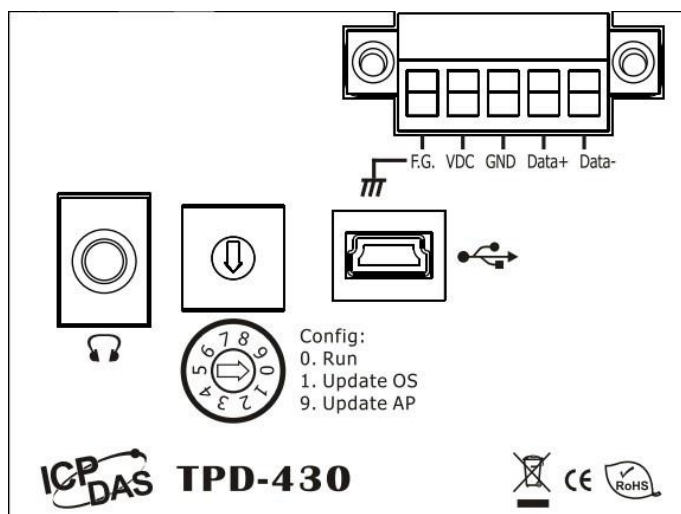
Thanks for buying TPD-430 / TPD-430-EU.

1. What's in your package?

TPD-430/ TPD-430-EU 	Back piece for TPD-430 	Back piece for TPD-430-EU 
Quick start guide 		

2. Pin Assignments

On the back of the TouchPAD:



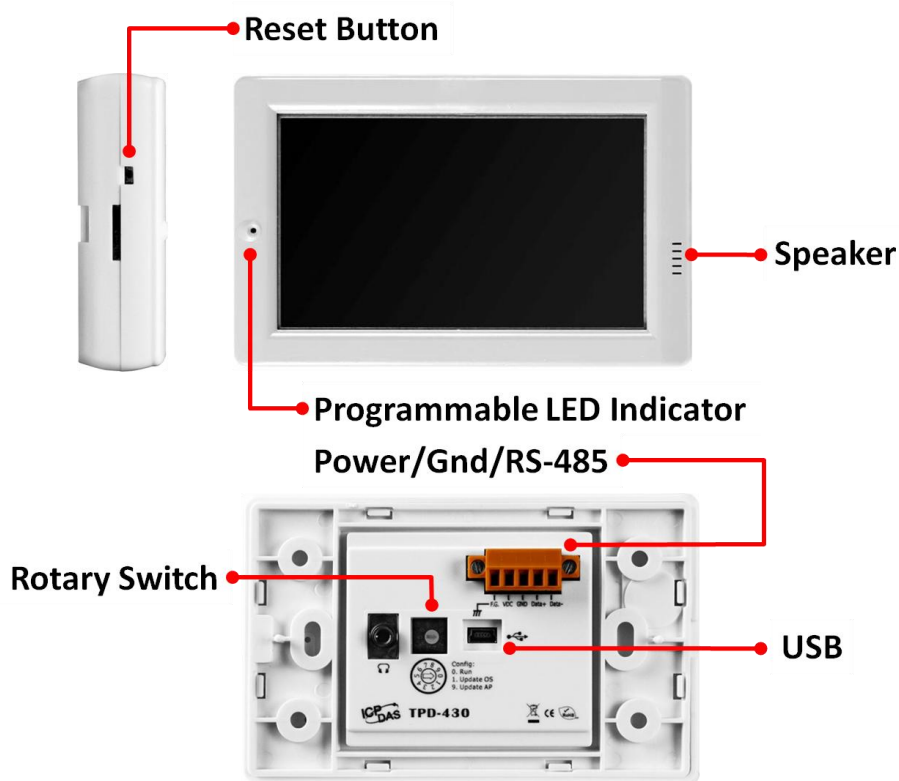
The pin assignments:

No	Mode	Description
0	F.G.	Frame Ground. F.G. is connected to the inside EMI or ESD suppression circuits. Make sure that F.G. is connected to the Earth
1	VDC	DC input Voltage (range: +10V ~ +30V)
2	GND	Connected to the power supply's ground pin
3	Data+	The positive data line of the RS-485 network
4	Data-	The negative data line of the RS-485 network

The definition of the rotary switch:

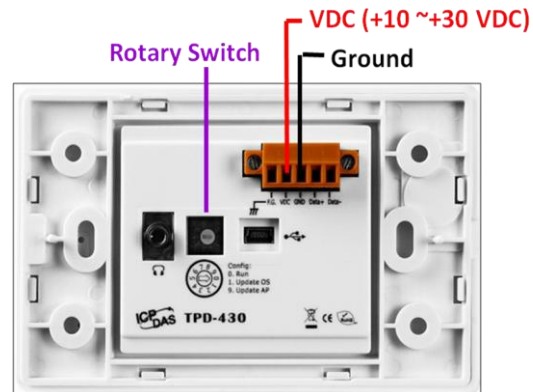
No	Mode	Description
0	Run	This mode is used to run the application. (Only one application on a TouchPAD.)
1	Update OS	Update operating system of TouchPAD.
9	Update AP	Download applications to TouchPAD.

3. Appearance



4. First Use of TPD-430/TPD-430-EU

1. Connect wires as the figure and set the rotary switch to zero.



2. Turn on the power supply to the TPD-430/TPD-430-EU, wait for several seconds and then you can see the default program run on it.



3. Try to touch on the icons on the screen of the TPD-430/TPD-430-EU and you can find that TPD-430/TPD-430-EU switches to another page.

5. Creating First Project

To create your first project of the TPD-430/TPD-430-EU, install the free development tool, HMIWorks and then refer to <<TouchPAD_getting_started.pdf>>, which can be found on the FTP:

ftp://ftp.icpdas.com/pub/cd/touchpad/document/english/getting_started

6. Hardware Installation

TPD-430 with External Wall Box, EWB-T43 (optional)



TPD-430 with Outlet Box, OB120 (optional)



TPD-430-EU for European 86 x 86 mm outlet box



7. Additional Links

- TPD-430 series product page:
http://www.icpdas.com.tw/product/solutions/hmi_touch_monitor/touchpad/tpd-430.html
- Documents, such as the user manuals, the API references, etc.:
<ftp://ftp.icpdas.com/pub/cd/touchpad/document/english/>
- Free development software, HMIWorks v2.01:
<ftp://ftp.icpdas.com/pub/cd/touchpad/setup/>
- If you have any problem, feel free to contact us.
✉ E-mail: service@icpdas.com