



(03) 597-3366 / 597-4955

[www.icpdas.com](http://www.icpdas.com)

High Quality Data Acquisition and Embedded Control Products

## Indusoft Project Code Protection (v1.0)

---

After users edit the **Math** or **VBScript** files, there will be two kinds of file produced in the “**Config**” folder of the indusoft project and they are Source and Binary files separately ( refer to Fig.1 ).



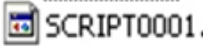


	< <b>Math</b> >	< <b>VBScript</b> >
<b>Source Code</b>	 MATH001.MAT ( *.mat for v6.0 )  MATH001 ( for v6.1 )	 SCRIPT0001.IS ( *.is )
<b>Binary</b>	 math001.mac ( *.mac )	 script0001.isc ( *.isc )

Fig.1

Please follow the steps to protect the **Math** and **VBScript** forms :

1. After users complete the indusoft project, delete all the source files ( like \*.mat and \*.is ) in the “**Config**” folder of indusoft project and retain the binary files ( like \*.mac and \*.isc ). Then the indusoft project can still run well and Math and VBScript forms will not show in the indusoft development environment.
2. If users want to modify the Math or VBScript forms again, please copy the original files to “**Config**” folder of indusoft project. After modification, **run indusoft again** to make sure all the function well and then repeat step 1 to protect your indusoft project.

### 【Note】

1. Before users delete all the source files, remember to backup these files first.