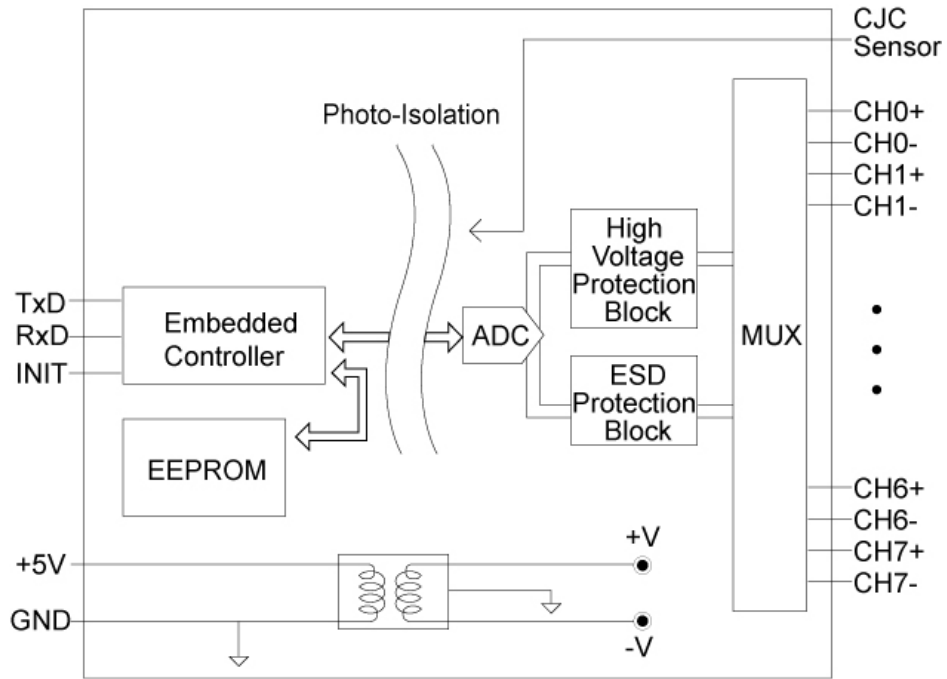


I-87018PW Hardware

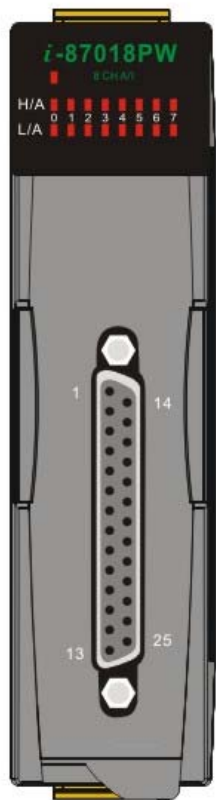
- Internal I/O Structure
- PIN Assignment
- Wire Connection

Internal I/O Structure



[back](#)

PIN Assignments



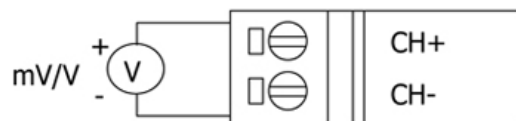
Pin Assignment	Terminal No.	Pin Assignment
+5V	01	14 AGND
CJC	02	15 CH0+
CH0-	03	16 CH1+
CH1-	04	17 CH2+
CH2-	05	18 CH3+
CH3-	06	19 CH4+
CH4-	07	20 CH5+
CH5-	08	21 CH6+
CH6-	09	22 CH7+
CH7-	10	23 N.C.
N.C.	11	24 N.C.
N.C.	12	25 N.C.
N.C.	13	Shield F.G.

25-pin Female D-Sub Connector

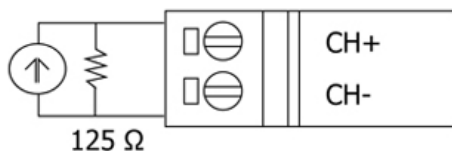
[back](#)

Wiring

Voltage Input Wiring

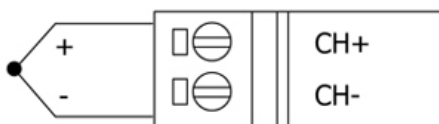


Current Input Wiring



Note: When connecting to a current source, an optional external 125 Ω resistor is required.

Thermocouple Input Wiring



[back](#)